

**BS&B<sup>®</sup>**

# Model **937-E**

**End-of-Line Pressure/Vacuum Relief  
Vent/Valve with Integral Flame Arrester**



[BSBflamearrester.ie](http://BSBflamearrester.ie) | [BSBsystems.com](http://BSBsystems.com)

*Visit our website for the most complete, up-to-date information*

The BS&B FlameSaf® breather valves offer a reliable, proven and efficient solution for protecting your people and plant without disrupting the operation. Drawing on our extensive experience in the industry, the 937-E series of weight loaded pressure and vacuum breather valves for vessels and storage tanks offer a dependable, internationally certified and precise solution to regulate pressure, preventing implosion or rupturing while providing protection against atmospheric deflagrations. The valves, which include an integral flame arrester, positioned to minimize plugging, along with a light-weight, compact design, are expertly engineered to respond to even minimal changes in pressure. Fully opening at pressure rises of just 10%, they also allow set points for pressure and vacuum, enabling users to optimize operating conditions close to limits while ensuring reliable operation that safeguards personnel and the environment. Precision engineering means less leakage and lost product. Suitable for flammable liquids, the 937-E is fully certified in accordance with the ATEX Directive 94/9/EC. The 937-E series also features a modular design for ease of maintenance and lower stock requirements for spare parts.



Model 937-E End-of-Line Pressure/  
Vacuum Relief Vent/Valve with Integral  
Flame Arrester

## Features

- Pressure vacuum valve with integral flame arrester in one unique housing
- Facilitates ease of mounting and maintenance
- Opening pressure, at most 10%, above setting pressure, thereby maximum utilisation of scope of equipment by increasing set pressure near design pressure
- Applicable in gas/air- or vapour/air- mixtures of explosion groups up to IIB3 (Gas Group C)
- Available in wide range of diameters with several flange connections and materials
- Adjustment of all required set pressure within a range of +2.5 to +50 mbar (+1 to +20"WC) [Pressure] respectively of -2.5 to -50 mbar (-1 to -20"WC) [vacuum] by additional weight discs on pallet.

## Protection

Gas/air or steam/air mixtures II ½ G c IIB T X

## Flange Connection Type

EN or DIN: ISO 7005 - PN10, JIS B 2220 - 10k

ANSI: ANSI B.16.5 - 150 RF

Other types available upon request

Valve Settings	
Set Pressure	+2.5 mbar [1 inch W.C.] to to +50 mbar [20 inch W.C.]
Set Vacuum	-50 mbar [-20 inch W.C.] to -2.5 mbar [-1 inch W.C.]

Materials of Construction					
	FEP	Ductile Iron	Carbon Steel	Stainless Steel	Other Materials on request
Diaphragm	✓			✓	✓
Valve Set/ Pallet				✓	✓
Valve Seat				✓	✓
Body		✓*	✓**	✓	✓

\* Available in sizes DN 50 (2"), DN 80 (3"), DN 100 (4")

\*\* Available in sizes DN 150 (6"), DN 200 (8"), DN 250 (10")

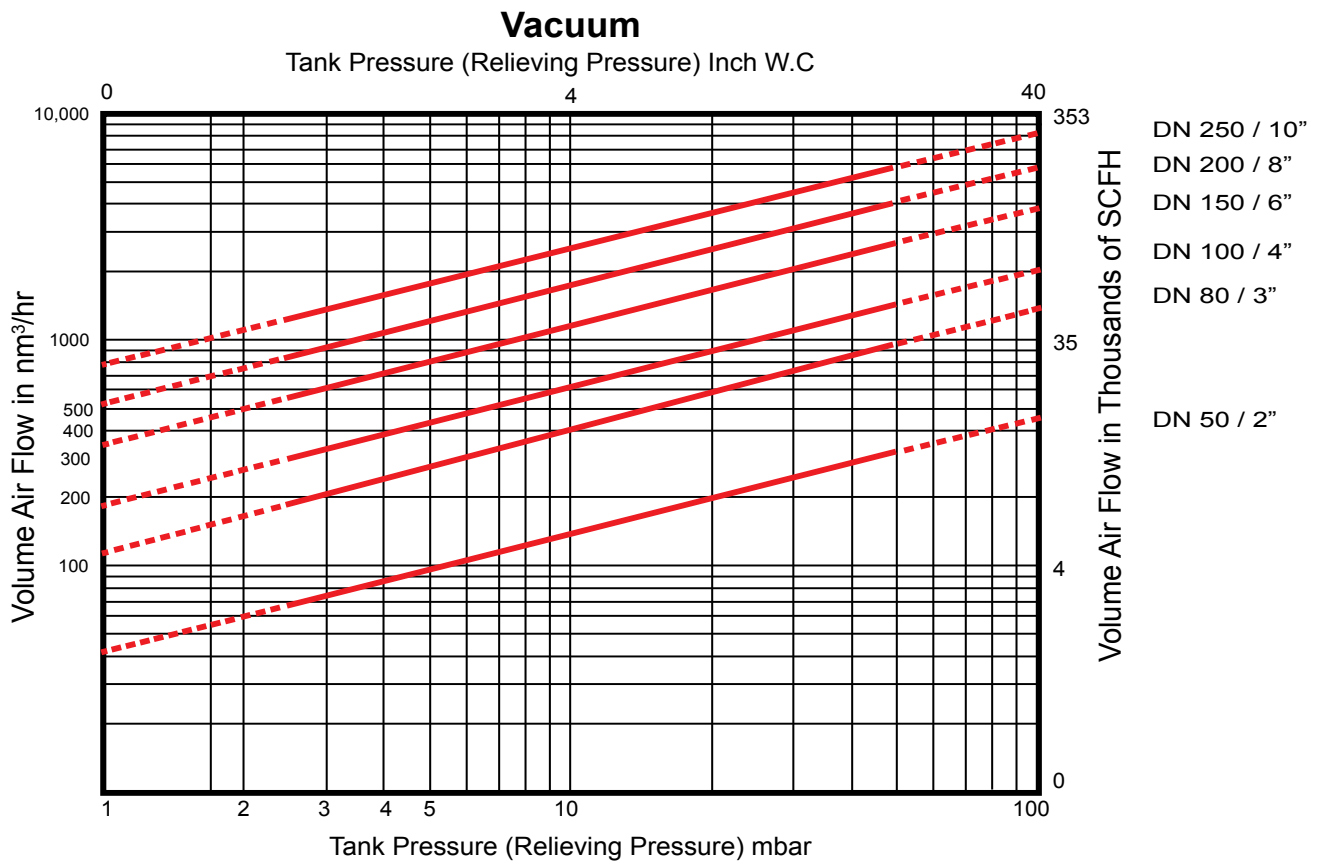
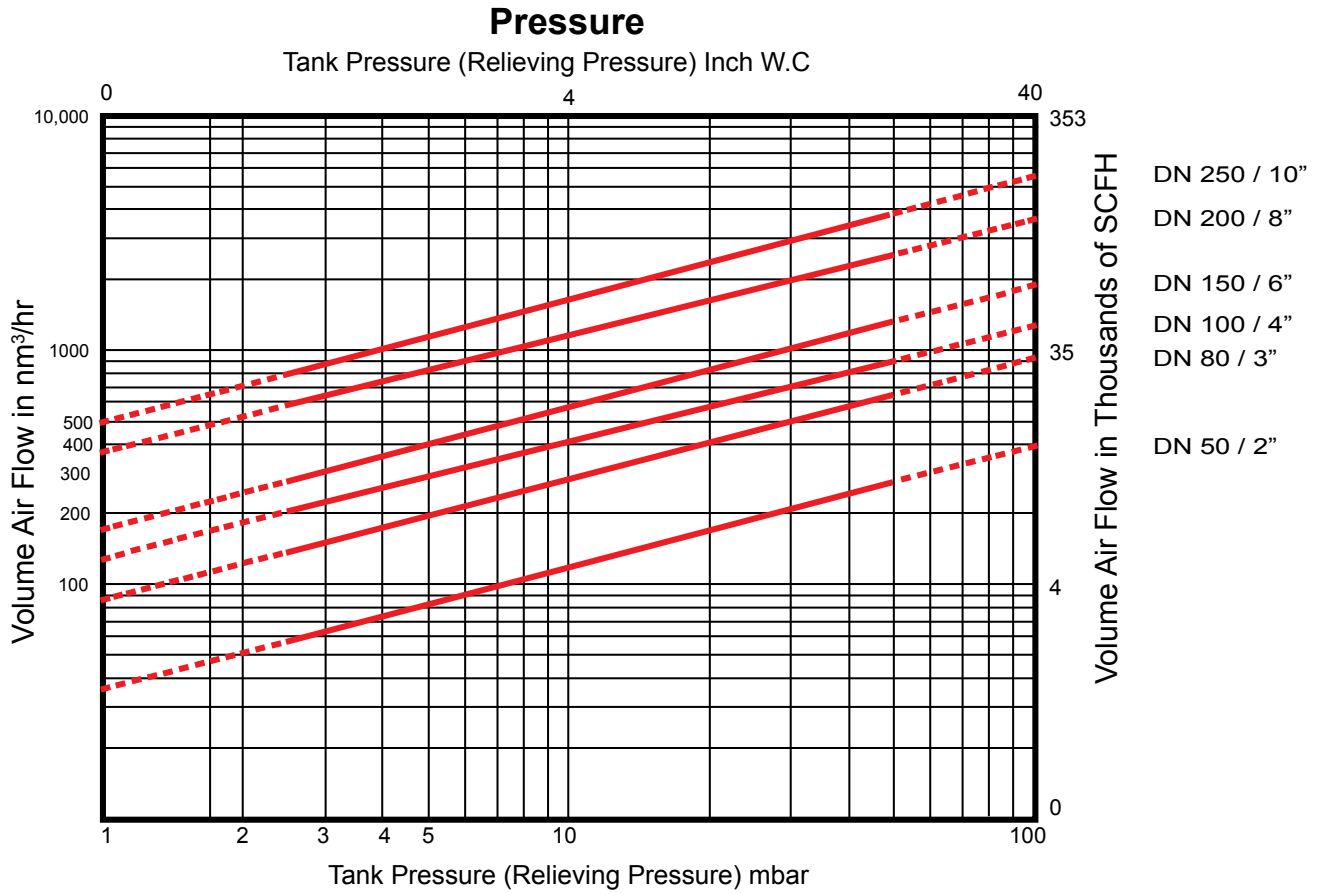
Type Examination/Compliance	
Designation	937-E 50 to 250/1x0.9
Protective System	Deflagration-proof Pressure/Vacuum Valve (End-of-Line Flame Arrester)
Certificate Number	IBExU14ATEX2010 X
Compliance with	Guideline 94/9/EC (ATEX 95), ISO 16852, EN1127-1, EN 13463-1, EN13463-5, EN ISO 28300 API Standard 2000 7th Edition (March 2014)

Operating Conditions	
Temperature	≤ 60 °C / 140 °F
Maximal 80% of ignition temperature stored medium	
Pressure: Atmospheric	0.8 bar [11.6 psi] to 1.1 bar [15.95 psi] (absolute)

Valve - Maximum Pressure Rating
1 bar [g] (14.5 psig) – all sizes/settings

Explosion Group Selection			
MESG	Explosion Group (IEC/CEN)	Gas Group (NEC)	Special approvals on request
≥ 0.65 mm	IIB3	C	

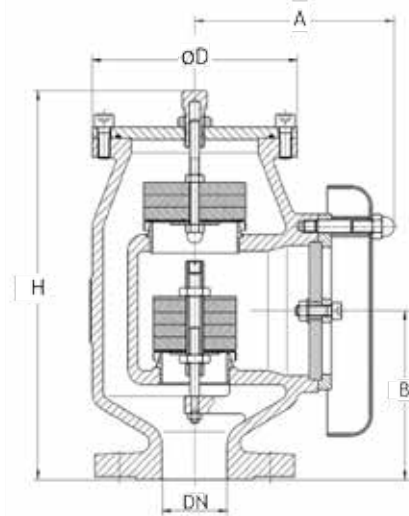
# Pressure Drop/Volume Flow Charts



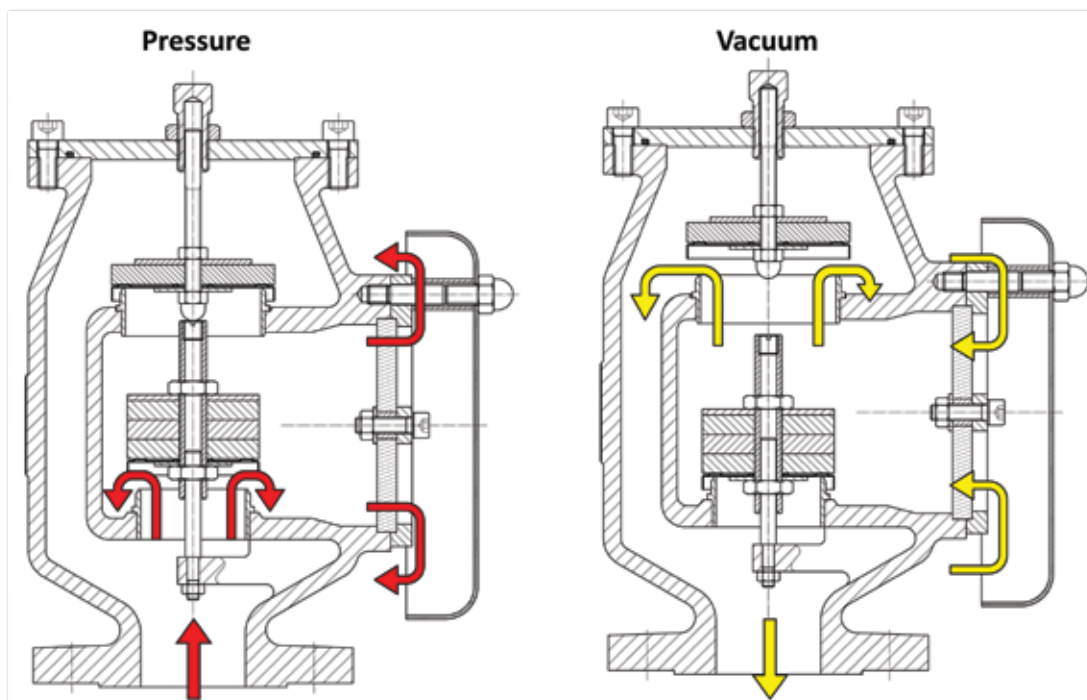
### Dimensions (mm / inches)

DN	50 / 2	80 / 3	100 / 4	150 / 6	200 / 8	250 / 10
A	165 / 6.50	192 / 7.56	225 / 8.86	250 / 9.84	295 / 11.61	386 / 15.20
B	135 / 5.31	162 / 6.38	190 / 7.48	210 / 6.27	277 / 10.91	310 / 12.20
Ø D	170 / 6.69	235 / 9.25	290 / 11.42	330 / 12.99	375 / 14.76	445 / 17.52
H	311 / 12.24	400 / 15.75	453 / 17.83	490 / 19.29	595 / 23.43	695 / 27.36

To select the nominal size (DN), please use the Pressure Drop/Volume Flow Charts above



### Mode of Operation



**Chennai, India**  
T: +91 44 2450 4200  
F: +91 44 2450 1056  
E: sales@bsbsystems.com

**Houston, TX USA**  
T: +1 713 682 4515  
F: +1 713 682 5992  
E: sales@bsbsystems.com

**Minneapolis, MN USA**  
T: +1 952 941 0146  
F: +1 952 941 0646  
E: sales@bsbipd.com

**Sao Paulo, Brasil**  
T: +55 11 2084 4800  
F: +55 11 2021 3801  
E: sales@bsbbrasil.com

**Tulsa, OK USA**  
T: +1 918 622 5950  
F: +1 918 665 3904  
E: sales@bsbsystems.com

**Edmonton, AB Canada**  
T: +1 780 955 2888  
F: +1 780 955 3975  
E: contacts@bsbprocess.com

**Limerick, Ireland**  
T: +353 61 517000  
F: +353 61 309689  
E: info@bsbflamearrestor.ie

**Monterrey, Mexico**  
T: +011 52 81 1958 0560  
F: +011 52 81 1958 0560 138  
E: sales@bsbsystems.com

**Shanghai, China**  
T: +86 21 6391 2299  
F: +86 21 6391 2117  
E: sales@bsbsystems.com

**United Arab Emirates**  
T: +971 2406 9603  
F: +971 2406 9810  
E: sales@bsbsystems.ae

**Frankfurt, Germany**  
T: +49 6022 26 2310  
F: +49 6022 26 2311  
E: info@bsbsystems.de

**Manchester, UK**  
T: +44 0 161 955 4202  
F: +44 0 161 870 1086  
E: sales@bsb-systems.co.uk

**Moscow, Russia**  
T: +7 495 747 5916  
F: +7 499 133 4394  
E: sales@bsbsystems.ru

**Singapore**  
T: +65 6513 9780  
F: +65 6484 3711  
E: sales@bsb.com.sg

**Yokohama, Japan**  
T: +81 45 450 1271  
F: +81 45 451 3061  
E: information@bsb-systems.co.jp

**BS&B**

Products, specifications and all data in this literature are subject to change without notice. Questions regarding product selection and specifications for specific applications should be directed to BS&B. All sales are subject to the BS&B companies' standard terms and conditions of sale. Nothing herein should be construed as a warranty of merchantability or fitness for a particular purpose.